

ISSUE 3

Winter 2003



Editor's Note



Hello Mighty Montana District!

This is the 3rd Issue of the Mon-Key created by your Bulletin Editor! I would love to hear what you-the members would like in this publication. The District Board is here to help you so please give us feed back. It was awesome seeing lots of you at Youth Conference! We had tons of fun! Has anyone seen the stuffed fish I had at the fundraising workshop? I'm missing lots of these TY stuffed tropical fish!! If you have any information concerning this issue PLEASE e-mail me at bulletineditor@mtkeyclub.org Thanks!!

In Service, Caring and Friendship,
Kerensa Loucks

Do you know the Key Club Pledge?

I pledge, on my honor,
to uphold the Objects of
Key Club International;
to build my home, school and
community; to serve my
nation and God; and combat
all forces which tend to
undermine these institutions.

REMINDER!!

Convention will be held in
Billings March 14-16, 2004

INSIDE THIS ISSUE...

Wrap Up of Previous Events

Youth Conference-"Sea The Service"...2

District Projects

Pop Tabs for Ronald McDonald House...3

Project Life...3

Fundraising...4-5

Major Emphasis Program

Winter Service Project Ideas...6

Division/Club Highlights...7-8

K-Family


Builders Club...9

WRAP UP OF PREVIOUS EVENTS

Youth Conference

-Courtney Hecht Division 6 Lt. Governor

A special thanks goes out to all of you who attended Youth Conference this year. It was an absolute blast! Those of you did not go missed out on some fun workshops, informative general sessions, and a great opportunity to mix and mingle with 125 Clubbers. I hope to see all of you there next year.



Youth Conference 2003

“Sea the Service”

Made lots of new friends!-Fun Workshops!-Candy!-Crazy Activities!-Fish philosophy!-Learned lots!
ANY QUESTIONS???? ASK ANY STATE OFFICER!!

DISTRICT PROJECTS

(YES THIS IS YET ANOTHER RE-RUN)

You might be wondering why I am putting these very same articles in again.
I am because these are projects that need your attention!!! Please talk to your clubs about these projects.

Pop Tabs

-Kerensa Loucks, Bulletin Editor

As odd as it may seem, collecting pop tabs is very important!! **For every pound of pop tabs you collect it helps a child and one adult stay at the Ronald McDonald House another needed night.** This is an easy project and all clubs should participate!! You can even win an award at convention for clubs collecting the most tabs! If you start this project now you can build quite a collection by next year's convention!

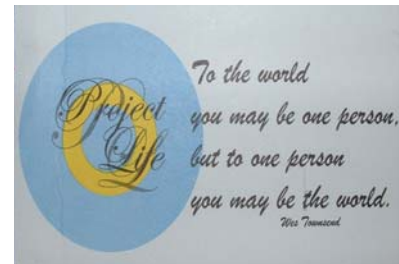


Project Life “

-Kerensa Loucks, Bulletin Editor

“To the world
you may be one person,
but to one person you may be the world.”

-Wes Townsend



This is the project that Patrick Brady has chosen for his **Governor's Project**. This is a project that needs attention by **all** clubs. Project life is a suicide awareness program directed mainly at teenagers where most suicide deaths and attempts occur.

While at Leadership Camp, Key Clubbers shared ideas for the project. Tell your club!
IDEAS and COMMENTS:

- ◆ Go talk to School Board first.
- ◆ Try to have support from your local Kiwanis Club.
- ◆ State Key Club Suicide Awareness Week
- ◆ Ghost Out
- ◆ Have a school assembly.
- ◆ Have a speaker.
- ◆ Make cut outs representing statistics.

I KNOW THIS ISN'T MUCH! IF YOU NEED HELP E-MAIL PATRICK!!!!

Patrick Brady peaches_mhs@yahoo.com

For more info go to

<http://www.angelfire.com/hi5/projectlife/index.html>

FUNDRAISING



(Adapted from the workshop at Youth Conference)

Kiss/Hug a Senior Good-Bye

Take pre-orders and pre-payments for bags of chocolate kisses and messages for graduating seniors. These can be advertised and sold during lunch periods and before and after school. Parents and friends enjoy sending these to graduates.

Powder Puff Football

The girls put on uniforms and play a football game, after first modifying the rules. The boys lead the cheers! The novelty of this idea, if well publicized, will attract a large crowd. Money comes from gate receipts and refreshment sales. This is an ideal homecoming week activity.

Singing Christmas Cards

Set up a booth at fall parent-teacher conference, sporting events, or after church Services to sell "Singing Christmas Cards." People pay a fee to have carolers go to someone's home and sing Christmas carols. A card would be given to the recipient with giver's name. Ask a select choir to sing.

Students and Faculty Arrested

"Jail and Bail" is a popular fund-raiser. Build the jail out of any available materials like cardboard. Hold students, teachers, and administrators during two days of "arrests." Sell arrest warrants for one dollar. Charges can range from skipping class to imitating a student. ON the third day, warrants are served during homeroom. "Criminals" must raise \$5 bail or spend their free period in the jail, located in the cafeteria.

Spice Up Your Dances

A good way to add fun to your dances is to use an overhead projector. For 25 cents, students send messages, which are projected onto a wall. For example, one message might read: "Mary, will dance with me?—John." "John, yes, I've been waiting all night for you to ask.—Mary" It's suggested that a faculty member proofread the messages to prevent hurt feelings or improper language.

Barbecue Dinner


This is an especially good project to do during the early fall. Food usually can be secured wholesale. This project would be ideal before a school sporting event. Sell tickets prior to the dinner, and make sure you promote the event.

Data Match

During Valentine's Day week, pass out compatibility surveys. Then sell the lists of compatible students for a profit. For more info go to www.data-match.com

Fundraisers Through Companies

Sell magazine orders. More info at www.qsp.com Or try www.efundraising.com




FUNDRAISING

Use these tips for promotion of your fundraiser!

(Adapted from the workshop at Youth Conference)

- ◆ Make posters, fliers and table tents. Post places where lots will see. Find a pizza place that is popular with students and will allow you to tape flier to pizza boxes.
- ◆ Advertise on bookmarks. Ask your school library to keep them near the check-out and insert one in books that students may use. With permission, place them in student lockers and faculty mailboxes.
- ◆ Put Ads in Newspapers, School, or Community Publications-Paid ads can be rather expensive; however if you want to publicize a big event, a display ad may be worth it. Ask if complimentary ads are available for nonprofit organizations. Identify the target audience and write the ad accordingly. Keep the message brief and clear. Include the Five W's (who, what, when, where, when, why).




Seven Things to Remember About the News Media

1. **BE PERSISTENT.** Members of the media are often hard to reach, not disinterested. Follow-up with items you have sent to them.
2. **BE CONSISTENT.** Reinforce the same messages over and over.
3. **BE CONSCISE.** Keep things short and simple when you write or call media. Be able to describe the story in three sentences.
4. **REPEAT EVERYTHING.** The person on the receiving end of the message may not have gotten it all.
5. **THINK IN TERMS OF PICTURES.** Television reporters will be interested only if there is a good visual image to accompany the story. Send in photographs of your club in action.
6. **REMEMBER THEIR DEADLINE.** Learn to operate within the media's deadline.
7. **IF YOU DON'T KNOW** the answer to a question, **DON'T ANSWER** it. Promise to call them back when you find the answer.

MAJOR EMPHASIS PROGRAM



The definition of M.E.P. (Major Emphasis Program) according to the International Guide Book, is an international program to help improve the lives of children around the world. This program not only sets forth endless opportunities to strengthen the common goal of service but also allows each Key Club member to develop in to a well-rounded individual. This year's MEP theme is "Children: Their Future, Our



Winter Project Ideas!

This is a fun time to do service projects. Here are some ideas to get you started!

- ◆ Host a holiday party for underserved Children.
- ◆ Sponsor a games night for families.
- ◆ Work with an elementary school choir and go caroling.
- ◆ Sponsor an underprivileged family for the holidays.
- ◆ Organize a clothing drive for a shelter.
- ◆ Visit Nursing Homes.
- ◆ Prepare Christmas Stockings for Underprivileged Children.

Look for more Major Emphasis Program Project Ideas in the next issue of the Mon-Key



Happy Holidays!!!



DIVISION/CLUB HIGHLIGHTS

This is the section where I take excerpts from reporter's reports! It might give you ideas for projects your own club could do! I'm sorry I can't fit every thing it here! There are lots of reports that are great. If I don't have anything from your division, I'm sorry. There will be more on you next time!! *Kerensa Loucks, Bulletin Editor*

Division 3

Beth Downey –*Cemetery Clean Up*

Members met at Mountain View Cemetery. We picked up garbage around the area, which mainly consisted of plastic Wal-Mart bags and old, broken, silk flowers. The clean up lasted about two hours, and it was amazing to see the results



Division 3

Michelle Foster –*Builders Club*

We got the Junior High Builders Club started. They joined the Key Clubbers and were included in the Homecoming Parade. It was a good chance for them to get their name out a little. They did the trick-or-treating for UNICEFF on Halloween. There are over 30 members, which is awesome. We are finally glad to get one going.

Division 4

Billings Skyview-Molly Walker –*REWARDS*

We started going to a local elementary school to help with a program called REWARDS. What it is is we go and help the kids after school with their homework, and do any activity with them. To our surprise we end up sending at least 5 members a day, almost everyday of the week. We are really excited about that, and hope we can continue doing it!



Division 5

Custer County District High School-Caitlin O'Brien–*Quarter Challenge*

During Homecoming week, we held a competition we like to call "quarter challenge." Builders Club members also helped at this event. Fans from Miles City and Sidney were encouraged to donate quarters. The quarters were lined up on a miniature football field. Each team had to try to get their row to the end zone, and if they did they were awarded a touchdown. This was a great fundraiser and it was a lot of fun.

DIVISION/CLUB HIGHLIGHTS

CONTINUED

Division 6

Bozeman-Kara Hannula- Pumpkin Carving for Old Folk Homes

Our Most unique project, a project that almost every single member attends, is pumpkin carving for the old folks homes. On October 28th we met at a local pizza house and carved over 100 pumpkins. We were joined by the Kiwanis Club. The pumpkins that we carved were brought to over five old folks homes. This activity was not for an organization or an activity that any outside community member asked us to do, but an event that our Key Club has been doing for years just because we know how much the people who receive the pumpkins enjoy it. The members at the homes really appreciate our gift of the pumpkins. Even more that the pumpkins, the members enjoy just getting a visitor when we drop off the pumpkins. They do not seem to get many visitors around the Halloween holiday.



Division 7

Malta-Erin Green-Story Time

Story Time is where children would come to the library at 10:00am and we would read them stories each Wednesday. Each Wednesday would have its own theme. The books would be on that theme and the activity would also. Some of the themed story hours were monsters and differences. Another was favorite books where the kids brought their favorite book and told us about them. During the monsters themed day the kids got to make up their own monster. They even got to draw their own monster along with making up their own story to go with it.



If your reporter has an excerpt in this issue please take time to congratulate them for a job well done! If you are a reporter and you aren't highlighted, I apologize. It is very difficult to pick out which ones I will use each time.

K-FAMILY



BUILDERS



Encourage your Key Club and Kiwanis Club to sponsor a Builders Club!

What is Builders Club?

It is the largest service organization for middle school students (ages 12 to 14). (It is basically the middle school version of Key Club.) The club is student led and they are encouraged to do projects with the Key Club and Kiwanis.

Why sponsor a Builders Club?

It is a great way to encourage membership in your Key Club in its upcoming years. Your Key Club can do projects with Builders Club and be mentors to them through your Leadership. The club helps middle school students develop the concept of life long community involvement and service.

What do we need to do to start a Builders Club?

Talk to your local Kiwanians and see if they are interested in starting a Builders Club. Talk to middle school students and get them enthusiastic about starting a club. Ask them if they know of a teacher they think would be a good advisor. Talk to that person and see if they would be interested. (If they don't want to, talk to a different person.) Begin activities immediately. You don't have to wait till you are officially a club. Go to www.buildersclub.org and request information on obtaining a charter. Also you will want to view the Builders Club Chartering Checklist at <http://www.buildersclub.org/Bulletins/Chartering%20checklist.pdf>

You can also call the Montana District Builders Club Coordinator-Ann Armstrong from Sidney, MT. Her Phone number is 406-488-4117. She wants to start up a lot of Builders Clubs around the state this year. If you are at all interested in helping call her!!!

Help obtain a charter for a Builders Club in your town!